

A870

Portable Hand-held OTDR

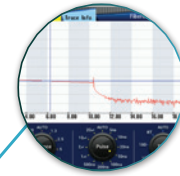
- SOLA (Smart Optical Link Analyzer)
- 7" Touch Screen
- Multiple Function Modules
- Support One Click Measurement
- Support PON Test



CHARACTERISTICS



Measure Fiber Optical Link



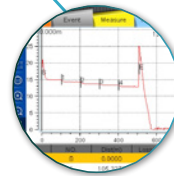
Simplify the Test Process



7" Touch Screen
Smart GUI
High Brightness
Resolution of 800x480



Identify Fiber Fault Location



Effective Tool for Managing Test Result Files

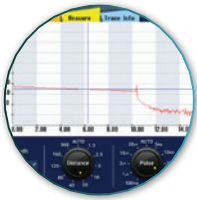
SMF port

VFL



DC

USB



OTDR

OTDR-mode enables you to measure distance, loss, reflectance, attenuation, ORL and sum on an optical fiber. When operating Auto-mode, test is automatically done without additional setting. The test results can be stored in 3 types of format (image, SOR, PDF).



SOLA

SOLA (Smart Optical Link Analyzer), an application that simplifies the measure process, shows you an accurate test results by utilizing advanced algorithm and optimal multiple pulse width. You don't have to set complicated parameters, which means even unskilled workers can make measurement with great ease.



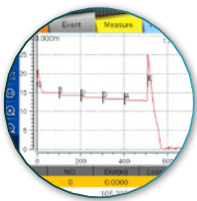
VFL

VFL (Visual Fault Locator) visually identifies the location of bending point, faulty connector or splicing point by emitting a bright red laser (it can reach a maximum of 10km), and this is a must function that workers need on the field.




SYSTEM SETTINGS

Used to set system parameters, such as brightness, time, language, etc



FILE MANAGER

File Manager can provide powerful file management that users can manage their files conveniently



LIGHT SOURCE

Invisible light source (1310/1550/1625nm live port) can provide the following sources of light: CW, 1kHz, 2kHz modulated and 1kHz & 2kHz blink.

ORDERING INFORMATION

XXX - XXX - XXX - XXX - XXX - XXX

MODEL

OTDR: A870

OPTICAL CONFIGURATION

SMF1: 1310/1550nm

BASIC SOFTWARE

OTDR: OTDR application only

SOLA: SOLA application only

OS: OTDR & SOLA application

FIBER CONNECTOR

CNT1: FC/APC CNT4: FC/UPC

CNT2: SC/APC CNT5: SC/UPC

CNT3: LC/APC CNT6: LC/UPC

LIGHT SOURCE

LS0: without VFL & Light Source

LS1: with VFL

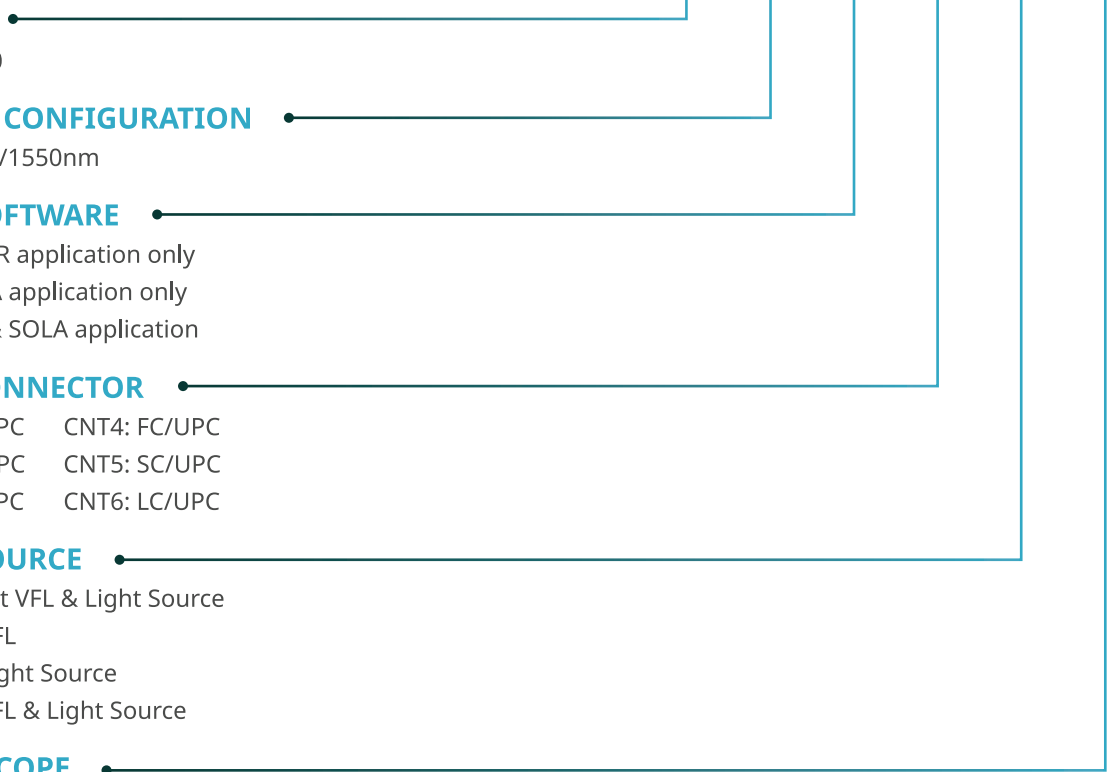
LS2: with Light Source

LS3: with VFL & Light Source

MICRO SCOPE

MS0: without Micro Scope

MS1: with Micro Scope - V20



DESCRIPTION

A870 is a portable hand-held OTDR platform, which can realize multi service applications such as optical, optical power, optical fiber end face inspection, etc., and is used for the installation and maintenance of optical cables. It has the characteristics of high precision test ability, fast response time and easy operation. A870 provides accurate and fast test results and automatically generates reports.

The A870 is equipped with an high-performance CPU to generate and store test results. This also ensures fast and accurate results.

TECHNICAL SPECIFICATIONS

Items	Specifications
Model	A870
Display	7 inches, High Brightness TFT LCD, resolution of 800×480
Distance Unit	m /km / mile / ft
Distance Range	Single mode 0.1, 0.3, 0.5, 1.3, 2.5, 5, 10, 20, 40, 80, 120, 160, 260, 320km
Pulse Width	3ns, 5ns, 10ns, 30 ns, 50ns, 100ns, 200ns, 300ns, 500ns, 1us, 2.5us, 5us, 10us, 20us
Dynamic Range	1310 / 36dB, 1550 /35 dB
Event Dead Zone	0.8m
Attenuation Dead Zone	3m
Distance Uncertainty	± (1.0m + distance x 2.5 x 10 ⁻⁵ + sampling resolution)
Linearity	± 0.05dB/dB
Loss Accuracy	± 0.2dB
Sampling Points	150000
Sampling Resolution	0.04m ~ 10.24m
IOR Setting	1.000000~2.000000
Operation Mode	PressKey and TouchScreen
Battery Capacity	5800mAh
Operation Temperature	USB 2.0
File Format	SOR (Telcordia), SOLA, PDF, BMP, JPG, GDM
External Interface	USB2.0, RJ45 (100Mbps Ethernet), TF
Compatible Connectors	FC / SC / LC
Power Supply	AC 100-240V 50-60HZ DC 19V 3.42A
	Output: 20mW
VFL Module	Operating wavelength: 650±10nm
	Universal interface: 2.5mm
Dimension	275 x 178 x 68 mm (including rubber bumper)
Weight	1.78kg (with battery)

WEIGHT AND DIMENSIONS



ENVIRONMENTAL CONDITION

Items	Specifications
Operating Conditions	Humidity: 0 to 95%, noncondensing Temperature: -10 to 50°C
Storage Conditions	Humidity: 0 to 95%, noncondensing Temperature: -20 to 60°C

PACKAGE

Model/Part No.	Description	
Power Cable/AC Adapter	ACC-25 / JS-180300	1ea
Carrying Case	Soft Case	1ea
Shoulder Strap/Touch pen		1ea
Calibration Certificate		1ea

i INNO Instrument does not accept responsibility for damages arising from misuse of the product.

The Information on this catalog is subject to change without prior notice.